

2M+ VERIFIED HCPs


Across 150 Key Therapeutic Areas

Primary Care

In the last three years, Konovo has completed more than **514 Primary Care projects**, delivering more than **61,360 completes** for our clients. From these studies, we pulled together some interesting statistics which we have summarized below.

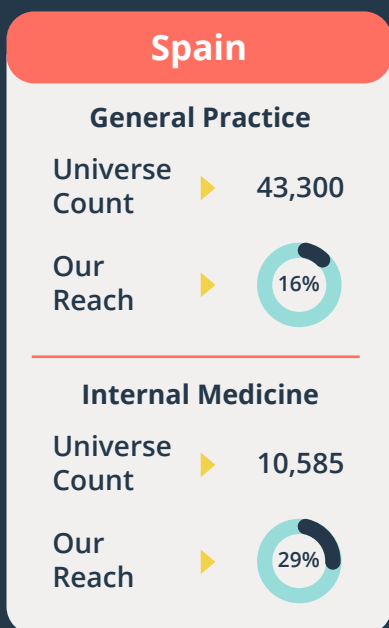
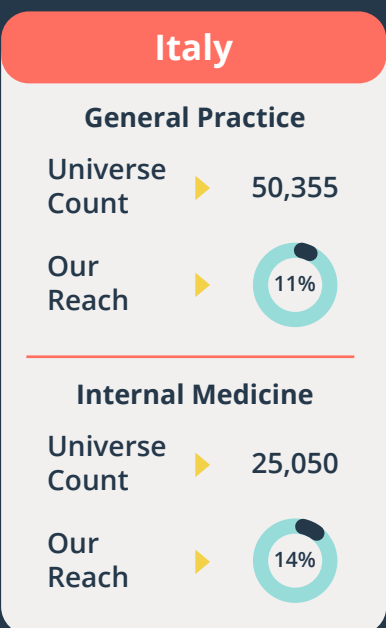
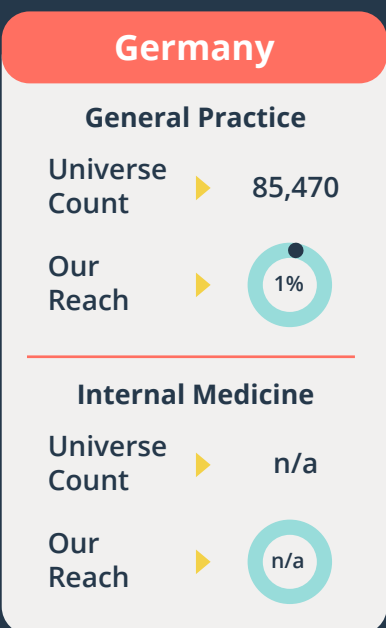
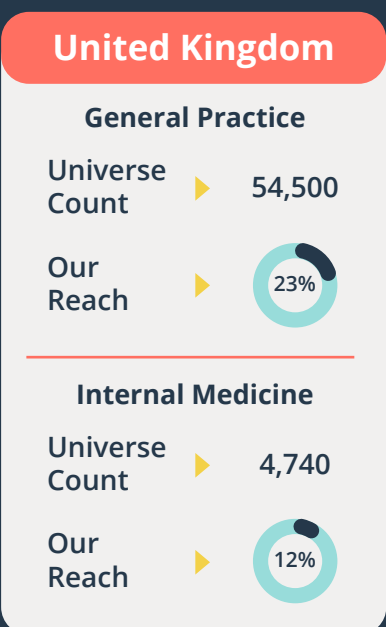
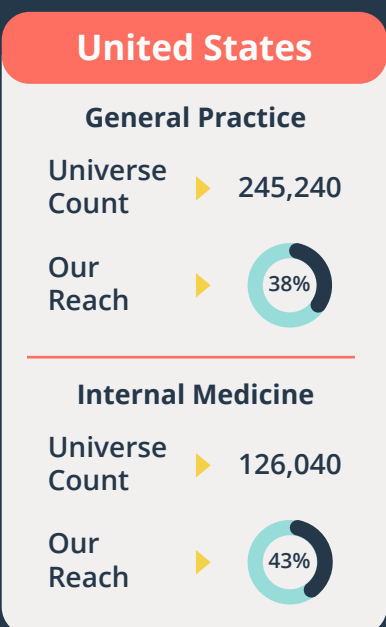
At Konovo, our singular focus is on healthcare data collection, aiming to share our expertise with our clients every step of the research process – from initial proposal to final data deliverable. Throughout the process, we employ a specialized suite of proprietary technologies that are always evolving to address the dynamic needs of our clients.

Choose Konovo and leverage unparalleled panel access, powerful customized tools, and unmatched industry know-how.

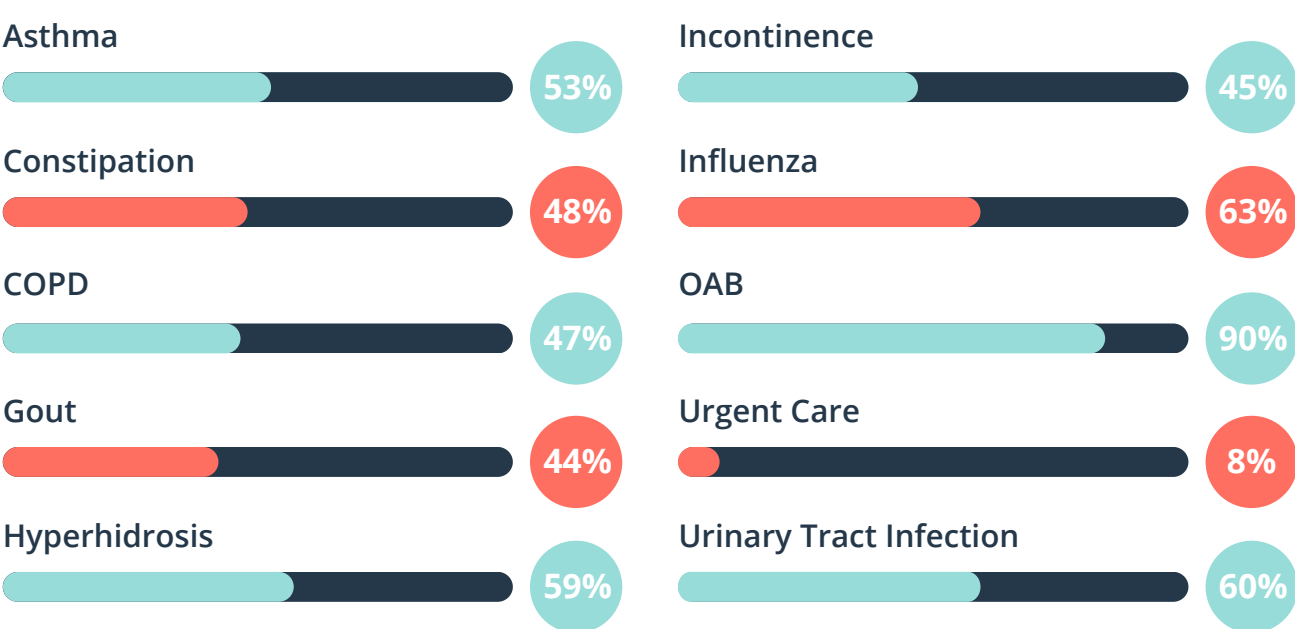


What we can achieve: Global Access

Our panel of Physicians and Allied Healthcare Professionals is known for quality, with respondents spanning the Americas, Canada, Europe and Asia. Konovo's unmatched reach, backed by our rigorous quality controls, provides access to representative samples you can trust.



Average incidence rate by specific disease



Did You Know?

- 6,000**
The amount of times doctors leave sponges and other medical devices inside their patients per year.
- 4,000 BCE**
The first hospitals date back to ancient Greece, about 4,000 BCE. They were most likely temples to the gods of healing.
- \$300,000**
The average medical college 4-year program costs over \$300,000.